



Club Health Assessment for District 335 A through December 2024

			Status	Membership							Reports					Finance		LCIF
Club Number	Club Name	Charter Date		Current Member Count	YTD Members Added	YTD Members Dropped	YTD Net Growth	YTD Net Growth%	Member Count 12 Months Ago	Avg. length of service for dropped members	Months Since Last MMR ***	Yrs. Since Last Officer Report	President Rotation	Vice President Reported ****	Months Since Last Activity Report ***	Account Balance	Donations for current Fiscal Year	
			Number of times on status quo within last two years	If below 15 members appears					If net loss is greater than 20% appears		If no report in 3 months appears in	When more than one year appears in	Number of repeat terms	Notes the officers that do not have an active	If no report at 12 months appears in red			
Clubs less than two years old																		
155971	Hyogo Mirai	09/19/2023	Active	23	6	4	2	9.52%	21	1	0		2	N	2		\$21.62	
Clubs more than two years old																		
24276	AKASHI	03/06/1962	Active	45	2	2	0	0.00%	21	26	0			N	S,T,M,SC	0	\$6,470.03	
24278	AKASHI CENTRAL	02/07/1971	Active	10	0	0	0	0.00%	10		9				T,M,VP,SC	9	\$457.07	
Exc Award (06/30/2018)																		
24274	AKASHI FUTAMI	02/11/1971	Active	3	0	0	0	0.00%	3		11				S,T,M,VP,SC	13		
24277	AKASHI KITA	11/26/1973	Active	7	0	0	0	0.00%	7		52		14		S,T,M,VP,SC	6		
30988	AKASHI NISHI	06/23/1975	Active	34	2	4	-2	-5.56%	37	5	0		2	N	T,VP,SC	13	\$7,070.01	
Exc Award (06/30/2016, 06/30/2017, 06/30/2018)																		
33493	AKASHI UOZUMI	03/01/1977	Active	15	0	1	-1	-6.25%	16	33	1		2		S,T,M,VP,SC	15		
Exc Award (06/30/2017)																		
24284	AMAGASAKI	09/12/1957	Active	24	0	0	0	0.00%	25		6				S,T,M,VP,SC	8	\$1,900.04	
Exc Award (06/30/2023)																		
24286	AMAGASAKI KOTONOURA	02/11/1970	Active	12	1	1	0	0.00%	12	40	0		None	R	P,T,VP,SC	1	\$600.01	
Exc Award (06/30/2020, 06/30/2023)																		
38108	AMAGASAKI MUKO	02/22/1980	Active	29	3	2	1	3.57%	27	3	0				P,T,M,VP,SC	6	\$1,000.01	
Exc Award (06/30/2018)																		
102154	AMAGASAKI SONODA	05/21/2008	Active	56	1	0	1	1.82%	58		5			N	S,T,VP,SC	14	\$321.62	
Exc Award (06/30/2017, 06/30/2022, 06/30/2023)																		
24281	AMAGASAKI SOUTH	04/16/1966	Active	25	0	2	-2	-7.41%	23	4	0			N	S,M,VP	9	\$1,300.03	
Exc Award (06/30/2017, 06/30/2022, 06/30/2023)																		
24289	ASHIYA	01/15/1958	Active	32	1	0	1	3.23%	31		5			N	VP,SC	2	\$5,200.01	
61504	ASHIYA HARMONY	02/05/1999	Active	20	1	0	1	5.26%	22		5			N	S,M,VP,SC	14	\$1,000.01	
Exc Award (06/30/2016, 06/30/2018, 06/30/2020)																		
24290	ASHIYA HIGASHI	04/08/1966	Active	27	1	3	-2	-6.90%	31	11	0				S,T,M,VP,SC	20		
Exc Award (06/30/2017, 06/30/2018, 06/30/2020)																		
24298	HIKAMI	03/28/1965	Active	25	3	2	1	4.17%	25	3	0			N	P,S,T,M,VP SC	9		



Club Health Assessment for District 335 A through December 2024

			Status	Membership							Reports					Finance		LCIF
Club Number	Club Name	Charter Date		Current Member Count	YTD Members Added	YTD Members Dropped	YTD Net Growth	YTD Net Growth%	Member Count 12 Months Ago	Avg. length of service for dropped members	Months Since Last MMR ***	Yrs. Since Last Officer Report	President Rotation	Vice President Reported ****	Months Since Last Activity Report ***	Account Balance	Donations for current Fiscal Year	
			Number of times on status quo within last two years	If below 15 members appears				If net loss is greater than 20% appears			If no report in 3 months appears in	When more than one year appears in	Number of repeat terms	Notes the officers that do not have an active	If no report at 12 months appears in red			
Exc Award (06/30/2017)																		
24307	INAMI	01/08/1964	Active	35	0	1	-1	-2.78%	36	8	0			N	P,T,M,VP,SC	0	\$697.17	
Exc Award (06/30/2017, 06/30/2022)																		
24308	ITAMI	03/21/1960	Active	22	1	0	1	4.76%	25		3			N	S,T,M,VP,SC	0	\$1,100.00	
Exc Award (06/30/2017, 06/30/2018, 06/30/2023)																		
24311	ITAMI INANO	11/22/1966	Active	25	1	0	1	4.17%	25		4			N	P,S,M,SC	2	\$3,000.00	
Exc Award (06/30/2023)																		
24312	IZANAGI L C	11/25/1965	Active	6	0	1	-1	-14.29%	9	10	0			N	P,VP,SC	0		
24315	JOTO	02/23/1969	Active	11	0	0	0	0.00%	11		8		2	R	P,T,M,SC	1		
Exc Award (06/30/2017)																		
24316	KAIBARA	03/08/1964	Active	22	3	2	1	4.76%	25	20	3			N	P,S,T,M,VP SC	10		
24324	KASUGA	03/17/1968	Active	16	0	0	0	0.00%	23		6				M,VP,SC	2	\$2,652.98	
Exc Award (06/30/2016, 06/30/2017, 06/30/2023)																		
24322	KAWANISHI	09/09/1958	Active	51	1	1	0	0.00%	51	4	0			N	SC	0	\$8,111.99	
Exc Award (06/30/2018, 06/30/2019, 06/30/2023)																		
36785	KAWANISHI CHUO	03/05/1979	Active	26	0	1	-1	-3.70%	28	7	0			N	S,M,SC	0	\$2,500.05	
Exc Award (06/30/2020, 06/30/2023)																		
62593	KOBE CENTURY	12/21/1999	Active	45	2	1	1	2.27%	43	13	2			N	S,M,SC	10	\$108.06	
Exc Award (06/30/2017, 06/30/2022, 06/30/2023)																		
43299	KOBE CHUO	12/06/1983	Active	18	0	0	0	0.00%	19		9		2		P,S,M,VP,SC	0		
24332	KOBE EAST	11/08/1957	Active	29	0	1	-1	-3.33%	30	2	1			N		24+	\$64.84	
Exc Award (06/30/2016, 06/30/2018, 06/30/2023)																		
31381	KOBE FUKIAI	11/10/1975	Active	10	1	1	0	0.00%	11	43	2			N	SC	0		
Exc Award (06/30/2018)																		
44692	KOBE HIGASHINADA MARINE	02/11/1985	Active	9	0	0	0	0.00%	13		6				P,S,M,VP,SC	9		
Exc Award (06/30/2017, 06/30/2018)																		
24330	KOBE HOST	02/10/1953	Active	94	2	7	-5	-5.05%	99	12	1			N	SC	14	\$10,502.74	
Exc Award (06/30/2016, 06/30/2017, 06/30/2023)																		



Club Health Assessment for District 335 A through December 2024

			Status	Membership							Reports					Finance	LCIF
Club Number	Club Name	Charter Date		Current Member Count	YTD Members Added	YTD Members Dropped	YTD Net Growth	YTD Net Growth%	Member Count 12 Months Ago	Avg. length of service for dropped members	Months Since Last MMR ***	Yrs. Since Last Officer Report	President Rotation	Vice President Reported ****	Months Since Last Activity Report ***	Account Balance	Donations for current Fiscal Year
			Number of times on status quo within last two years	If below 15 members appears				If net loss is greater than 20% appears			If no report in 3 months appears in	When more than one year appears in	Number of repeat terms	Notes the officers that do not have an active	If no report at 12 months appears in red		
29759	KOBE HYOGO CITY	08/06/1974	Active	17	0	1	-1	-5.56%	19	5	0			T,M,VP,SC	2		\$43.22
	Exc Award (06/30/2020, 06/30/2021)																
24340	KOBE IKUTA	06/18/1965	Active	19	1	1	0	0.00%	23	2	0			T,M,VP,SC	21		
	Exc Award (06/30/2018, 06/30/2020)																
116723	KOBE KITANO	05/01/2012	Active	22	0	3	-3	-12.00%	25	5	0		2	P,M,VP,SC	11		
24337	KOBE KONAN	02/21/1964	Active	39	2	3	-1	-2.50%	35	12	1			N	M,VP	14	\$1,086.45
	Exc Award (06/30/2017, 06/30/2018, 06/30/2020)																
24326	KOBE MINATO	11/26/1968	Active	32	0	0	0	0.00%	36		3			N		10	
	Exc Award (06/30/2018, 06/30/2019, 06/30/2020)																
24329	KOBE NADA	02/26/1965	Active	18	0	0	0	0.00%	20		6			N	P,M,SC	2	
	Exc Award (06/30/2018)																
35313	KOBE NAGATA	04/24/1978	Active	16	0	0	0	0.00%	18		6			N	S,M,SC	0	
58020	KOBE NOJIGIKU muse	03/21/1996	Active	32	0	6	-6	-15.79%	20	8	0		None	P,T,M,VP,SC	3		
	Exc Award (06/30/2016, 06/30/2018, 06/30/2020)																
24333	KOBE ROKKO PORT	10/02/1962	Active	14	1	2	-1	-6.67%	15	35	0			N	M	7	\$1,000.00
24334	KOBE SANNOMIYA	12/08/1960	Active	11	0	2	-2	-15.38%	14	27	0			N	P,T,M,VP,SC	0	
24336	KOBE SUMA	08/03/1963	Active	41	2	1	1	2.50%	41	15	0			N	T,M	6	\$4,586.51
	Exc Award (06/30/2016, 06/30/2019)																
24335	KOBE WEST	09/11/1958	Active	35	1	0	1	2.94%	39		4			N	S,T,M,VP,SC	6	\$4,765.01
	Exc Award (06/30/2016, 06/30/2017)																
24341	KONDA	06/29/1973	Active	20	2	0	2	11.11%	19		4			P,S,T,M,VP SC	24+		
24343	MIHARA	11/05/1973	Active	34	0	0	0	0.00%	33		5			P,S,T,M,VP SC	13		\$5,900.06
	Exc Award (06/30/2018, 06/30/2019, 06/30/2020)																
24352	NISHIKI	06/29/1973	Active	12	1	0	1	9.09%	15		3			P,T,M,VP,SC	24+		
24354	NISHINOMIYA EBISU	03/08/1970	Active	41	2	3	-1	-2.38%	43	40	0			N	S,M,VP,SC	6	\$2,397.17
	Exc Award (06/30/2017, 06/30/2018, 06/30/2020)																
24353	NISHINOMIYA KABUTOYAMA	12/10/1973	Active	20	0	1	-1	-4.76%	21	25	0			N	P,S,T,M	1	
	Exc Award (06/30/2017, 06/30/2018, 06/30/2020)																



Club Health Assessment for District 335 A through December 2024

			Status	Membership							Reports					Finance	LCIF				
Club Number	Club Name	Charter Date		Current Member Count	YTD Members Added	YTD Members Dropped	YTD Net Growth	YTD Net Growth%	Member Count 12 Months Ago	Avg. length of service for dropped members	Months Since Last MMR ***	Yrs. Since Last Officer Report	President Rotation	Vice President Reported ****	Months Since Last Activity Report ***	Account Balance	Donations for current Fiscal Year				
			Number of times on status quo within last two years	If below 15 members appears					If net loss is greater than 20% appears						If no report in 3 months appears in	When more than one year repeat appears in	Number of repeat terms	Notes the officers that do not have an active red	If no report at 12 months appears in red		
24351	NISHINOMIYA KOSHIE	03/19/1966	Active	20	3	0	3	17.65%	16		2				S,M,VP,SC	2		\$1,000.01			
Exc Award (06/30/2016, 06/30/2017, 06/30/2020)																					
24349	NISHINOMIYA SAKURA	12/07/1960	Active	6	0	1	-1	-14.29%	7	55	5	1	None		P,S,T,M,VP SC	24+		\$100.00			
65053	NISHINOMIYA WHITE	03/01/2002	Active	27	4	2	2	8.00%	27	23	0			N	SC	2					
Exc Award (06/30/2016, 06/30/2019, 06/30/2020)																					
24361	SANDA	07/09/1963	Active	25	1	0	1	4.17%	24		0				P,S,T,M,VP SC	6		\$4,800.08			
Exc Award (06/30/2017)																					
24362	SANNAN	10/30/1966	Active	12	0	0	0	0.00%	15		6				P,S,T,M,VP SC	14		\$1,000.00			
24363	SASAYAMA	07/03/1966	Active	24	2	2	0	0.00%	23	8	4				M,VP,SC	24+		\$1,003.92			
Exc Award (06/30/2017, 06/30/2018, 06/30/2020)																					
24365	SUMOTO	12/06/1960	Active	48	1	1	0	0.00%	49	1	4			N	M,SC	0					
Exc Award (06/30/2016, 06/30/2017, 06/30/2020)																					
24366	SUMOTO ONOKORO	05/29/1964	Active	34	2	1	1	3.03%	34	3	2			N	SC	0					
Exc Award (06/30/2016, 06/30/2018, 06/30/2020)																					
24367	TAKARAZUKA	04/06/1961	Active	33	1	0	1	3.13%	33		1				T,M,VP,SC	0		\$3,000.01			
24369	TAKARAZUKA GREEN	06/29/1971	Active	28	1	1	0	0.00%	31	23	1				P,S,T,M,VP SC	10					
Exc Award (06/30/2017)																					
24370	TAKI	05/23/1972	Active	28	0	1	-1	-3.45%	33	4	2			N	P,S,T,M,VP SC	13					
Exc Award (06/30/2016, 06/30/2017, 06/30/2020)																					
24359	TANNAN	03/29/1970	Active	11	1	0	1	10.00%	10		1			N	M,SC	24+					
Exc Award (06/30/2018)																					
34575	TSUNA	10/24/1977	Active	28	0	1	-1	-3.45%	28	9	5			N	SC	0		\$344.20			

Clubs Cancelled Previous Fiscal Year – Clubs Cancelled within last 12 months may be reinstated

Club Number	Club Name	Charter Date	Current Status*	Cancellation Date
67459	AKASHI SHIOSAI	03/24/2003	Cancelled(7*)	06/29/2024
24310	ITAMI SASAHARA	03/28/1973	Cancelled(6*)	06/29/2024
49930	KOBE HARBOR	10/23/1989	Cancelled(6*)	06/29/2024



Club Health Assessment for District 335 A through December 2024

				Membership								Reports				Finance		LCIF		
				Status	Current Member Count	YTD Members Added	YTD Members Dropped	YTD Net Growth	YTD Net Growth%	Member Count 12 Months Ago	Avg. length of service for dropped members	Months Since Last MMR ***	Yrs. Since Last Officer Report	President Rotation	Vice President Reported ****	Months Since Last Activity Report ***	Account Balance	Donations for current Fiscal Year		
Club Number	Club Name	Charter Date		Number of times on status quo within last two years	If below 15 members appears			If net loss is greater than 20% appears			If no report in 3 months appears in		When more than one year appears in	Number of repeat terms	Notes the officers that do not have an active		If no report at 12 months appears in red			
58842	KOBE RAINBOW	11/12/1996	Cancelled(6*)	06/29/2024																
24339	KOBE TARUMI	12/17/1964	Cancelled(6*)	06/29/2024																
99978	KOBE TIARA	07/31/2007	Cancelled(6*)	05/29/2024																
24357	SEIDAN	04/23/1970	Cancelled(6*)	10/29/2023																
Current Total Clubs Count	YTD New Clubs Count	YTD Cancelled Clubs Count	YTD Net Club Gain	Current Total Members Count	YTD Add	YTD Drop	YTD Net Growth	YTD Net Growth %	Member Count 12 Months Ago	Average Member Count Per Club	% of Clubs with less than 20 members	% No MMR in 3 Months	% No Officer Report in 12 Months	% of Clubs with balance 90+ days	Number of Clubs in Status Quo	% Status Quo Clubs in Financial Suspension	Number of Cancelled Clubs	Average Cancelled Club Age	Members Lost Due to Cancellation	% of Clubs Cancelled for Non-Financial Reasons
61	0	0	0	1,553	60	70	-10	-0.64%	1,583	25	34%	43%	2%	0%	0	0%	0	0	0	0%

* - P - Priority Club. Cancellation Reasons: 1-Objectives/conduct, 2-Non-active club, 5-Non-existing club, 6-Disbanding, 7-Merger, 8-Financial Suspension, 9-District/Multiple District Dues.
** - Abbreviation: P-President, S-Secretary, T-Treasurer, M-Member Chairperson, VP-First Vice President, MC-Communications Chairperson, SC-Service Chairperson
*** - Abbreviation: N/R - Never reported using the Lions Clubs website, N/A - Not applicable, No password registered for the Lions Clubs website.
**** - Abbreviation: N - New, IP - Immediate Past, R - Repeat.



Club Health Assessment for District 335 B through December 2024

			Status	Membership							Reports					Finance	LCIF
Club Number	Club Name	Charter Date		Current Member Count	YTD Members Added	YTD Members Dropped	YTD Net Growth	YTD Net Growth%	Member Count 12 Months Ago	Avg. length of service for dropped members	Months Since Last MMR ***	Yrs. Since Last Officer Report	President Rotation	Vice President Reported ****	Months Since Last Activity Report ***	Account Balance	Donations for current Fiscal Year
			Number of times on status quo within last two years	If below 15 members appears					If net loss is greater than 20% appears			If no report in 3 months appears in	When more than one year appears in	Number of repeat terms	Notes the officers that do not have an active	If no report at 12 months appears in red	
Clubs less than two years old																	
158063	Hirakata Hikoboshi	06/07/2024	Active	41	2	0	2	5.13%	0		1		2	R	M,VP,SC	N/A	\$522.37
171318	Kishu Aoi	05/24/2024	Active	77	11	4	7	10.00%	0	22	0		2	N	M,SC	0	\$6,622.67
153447	Kitaosaka Mirai	01/06/2023	Active	36	2	0	2	5.88%	32		4			N	M,SC	3	\$780.94
171317	Osaka Chuo	05/24/2024	Active	66	8	1	7	11.86%	0	2	0		2	N	T,VP	N/A	\$8,249.21
173557	OSAKA SAMURAI	07/22/2024	Active	18	22	4	18	100.00%	0	0	0			N		N/A	\$387.32
157800	Osaka United Pride	03/29/2024	Active	24	4	1	3	14.29%	0	0	0		2		M,VP,SC	N/A	\$274.24
Clubs more than two years old																	
23732	ARIDA	03/07/1962	Active	75	3	1	2	2.74%	77	15	0				T,VP,SC	0	\$7,043.10
Exc Award (06/30/2018)																	
23733	DAITO	12/01/1968	Active	19	1	0	1	5.56%	19		5				T,VP,SC	21	\$3,148.18
23734	FUJIIDERA	06/09/1968	Active	57	2	2	0	0.00%	59	6	1			N	M,VP,SC	0	\$18,064.60
23738	GOBO	06/18/1966	Active	39	1	2	-1	-2.50%	46	6	1			N	M,SC	0	\$557.74
37652	GOBO CHUO	10/31/1979	Active	57	2	0	2	3.64%	56		2			N	T,VP,SC	0	\$613.51
23739	HABIKINO	11/08/1964	Active	50	5	0	5	11.11%	43		1			N	T,M,VP,SC	5	\$2,957.04
23740	HASHIMOTO	06/21/1966	Active	25	0	0	0	0.00%	33		6				VP	0	\$235.09
23743	HIGASHI OSAKA	09/01/1959	Active	34	3	2	1	3.03%	50	4	0			IP	P,S,T,SC	21	\$7,985.07
23735	HIGASHI OSAKA FUSE	02/01/1960	Active	27	0	0	0	0.00%	30		5			N	P,S,T,M	0	\$2,537.05
23755	HIGASHI OSAKA KAWACHI	05/01/1962	Active	22	0	0	0	0.00%	26		0		2	N		0	\$2,030.59
23737	HIGASHI OSAKA KIKUSUI	02/11/1968	Active	25	1	8	-7	-21.88%	43	18	0		2		S,T,M,VP,SC	1	\$3,161.18
105232	HIGASHIOSAKA DAITONAWATE	04/10/2009	Active	48	3	3	0	0.00%	48	2	0				P,T,M,VP,SC	12	\$5,348.59
39385	HIGASHIOSAKA HIGASHI	01/31/1981	Active	22	0	0	0	0.00%	22		6			R	M,SC	13	\$577.04
78928	HIGASHIOSAKA KUSUNOKI	04/30/2004	Active	50	0	5	-5	-9.09%	54	10	2			N	M,VP,SC	0	\$3,201.60
Exc Award (06/30/2024)																	
23742	HIRAKATA	06/15/1958	Active	115	3	15	-12	-9.45%	129	12	0				T,M,VP,SC	2	\$9,161.05



Club Health Assessment for District 335 B through December 2024

			Status	Membership							Reports					Finance	LCIF	
Club Number	Club Name	Charter Date		Current Member Count	YTD Members Added	YTD Members Dropped	YTD Net Growth	YTD Net Growth%	Member Count 12 Months Ago	Avg. length of service for dropped members	Months Since Last MMR ***	Yrs. Since Last Officer Report	President Rotation	Vice President Reported ****	Months Since Last Activity Report ***	Account Balance	Donations for current Fiscal Year	
			Number of times on status quo within last two years	If below 15 members appears				If net loss is greater than 20% appears			If no report in 3 months appears in	When more than one year appears in	Number of repeat terms	Notes the officers that do not have an active	If no report at 12 months red			
28159	HIRAKATA CHUO	03/12/1974	Active	26	0	1	-1	-3.70%	26	4	0			M,VP,SC	1	90+ Days	\$209.15	
43693	HIRAKATA ROSE	03/26/1984	Active	98	9	0	9	10.11%	113	0			N	SC	3		\$14,479.86	
126047	Hirakata Senior	10/27/2015	Active	29	0	1	-1	-3.33%	38	3	0		2	R	M,VP,SC		3	\$856.72
150910	Hokusetsu Mirai	05/24/2022	Active	24	1	0	1	4.35%	25	5			N		8		\$413.44	
75993	HOKUSETSU ROSE	06/30/2003	Active	16	0	0	0	0.00%	17	8			N		0		\$1,230.59	
23744	IBARAKI	10/07/1961	Active	127	0	1	-1	-0.78%	151	11	0			M,VP,SC	0		\$20,196.98	
61561	IBARAKI HARMONY	02/26/1999	Active	23	1	0	1	4.55%	22	0			N	P,M,SC	18			
Exc Award (06/30/2017, 06/30/2018)																		
40581	IBARAKI OAK	11/02/1981	Active	56	1	1	0	0.00%	59	16	0			N	S,T,VP,SC		14	\$274.36
50681	IBARAKI ROSE	06/07/1990	Active	40	0	0	0	0.00%	41		6			N	T,VP,SC		6	\$3,939.55
23745	IKEDA	11/04/1959	Active	50	4	1	3	6.38%	52	10	0			N	SC	3	\$5,661.56	
23746	ITO KOYASAN L C	10/23/1962	Active	16	0	4	-4	-20.00%	20	16	0				T,M,VP,SC	1	\$1,072.01	
37897	IZUMI CHUO	12/26/1979	Active	45	10	1	9	25.00%	41	33	0			N	P,S,T,SC	0	\$571.68	
23748	IZUMI OTSU	02/14/1961	Active	98	2	1	1	1.03%	102	1	0			N	T,M,VP,SC	1	\$8,498.50	
78926	IZUMI SOLEIL	04/30/2004	Active	58	2	0	2	3.57%	56		0			N	T,M,SC	10	\$3,789.41	
23747	IZUMIOSAKA	11/12/1963	Active	37	3	26	-23	-38.33%	66	4	0				S,T,M,VP,SC	20		
23750	IZUMISANO CHUO	03/23/1969	Active	57	1	1	0	0.00%	56	1	3			N	S,T,VP,SC	0	\$4,128.15	
23752	KAINAN	01/21/1961	Active	26	0	0	0	0.00%	30		6				P,T,VP	1	\$1,073.09	
23753	KAIZUKA	03/31/1963	Active	37	3	0	3	8.82%	33		0			N	M,SC	6	\$3,674.26	
23756	KASHIWARA	05/08/1963	Active	93	1	0	1	1.09%	92		0			N		0	\$26,673.91	
150914	Katano Orihime	05/25/2022	Active	41	2	2	0	0.00%	37	2	1			N	M,VP,SC	2	\$535.43	
23758	KATSUURA	05/07/1962	Active	37	4	1	3	8.82%	33	43	0			N		0	\$274.24	
23754	KAWACHINAGANO	04/01/1965	Active	27	1	3	-2	-6.90%	32	11	0			IP	P,S,T,SC	0	\$1,195.22	
23832	KII TANABE	01/31/1959	Active	75	0	1	-1	-1.32%	73	1	2				T,M,VP,SC	0	\$10,329.84	
23760	KISHIWADA	10/27/1960	Active	46	0	0	0	0.00%	47		0			N	M,SC	0	\$10,927.31	



Club Health Assessment for District 335 B through December 2024

			Status	Membership							Reports					Finance	LCIF
Club Number	Club Name	Charter Date		Current Member Count	YTD Members Added	YTD Members Dropped	YTD Net Growth	YTD Net Growth%	Member Count 12 Months Ago	Avg. length of service for dropped members	Months Since Last MMR ***	Yrs. Since Last Officer Report	President Rotation	Vice President Reported ****	Months Since Last Activity Report ***	Account Balance	Donations for current Fiscal Year
			Number of times on status quo within last two years	If below 15 members appears					If net loss is greater than 20% appears		If no report in 3 months appears in	When more than one year appears in	Number of repeat terms	Notes the officers that do not have an active	If no report at 12 months appears in red		
23759	KISHIWADA CHIKIRI	01/28/1974	Active	59	0	0	0	0.00%	59		6			M,VP,SC	1		\$6,522.38
23761	KISHIWADA CHUO	03/21/1964	Active	40	3	0	3	8.11%	37		4			N	M,VP	4	\$470.13
Exc Award (06/30/2024)																	
67460	KISHIWADA COSMOS	03/24/2003	Active	53	3	1	2	3.92%	54	0	3			N	S,M,SC	0	\$12,261.22
61392	KISHIWADA UNITY	12/22/1998	Active	16	3	2	1	6.67%	15	2	0		3		S,T,M,VP,SC	24+	
23764	KUSHIMOTO	05/30/1962	Active	38	2	1	1	2.70%	40	8	0			N	S,T,M,VP,SC	0	\$390.42
23765	MATSUBARA	06/29/1964	Active	70	1	1	0	0.00%	71	10	0			N	SC	0	\$15,355.35
23766	MINABE	03/16/1969	Active	34	0	2	-2	-5.56%	40	9	4				P,S,T,M,VP SC	11	\$444.01
96834	MINAMI OSAKA MISASAGI	04/03/2006	Active	19	1	8	-7	-26.92%	27	8	0			N	P,T,SC	0	\$5,370.15
23767	MINOH	05/10/1961	Active	54	7	2	5	10.20%	52	6	0			N	S,T,M,VP	1	\$9,588.03
37898	MINOO SENBA	12/19/1979	Active	25	0	5	-5	-16.67%	35	8	3			N	M,VP,SC	0	\$1,534.64
31496	MISAKI	12/08/1975	Active	33	1	0	1	3.13%	32		0			N	P,T,M,VP,SC	1	\$2,448.12
23769	MORIGUCHI	10/13/1960	Active	49	0	4	-4	-7.55%	56	9	0				M,VP,SC	5	\$8,307.47
23770	NAGA	10/27/1963	Active	48	2	2	0	0.00%	49	8	3				M,VP,SC	0	\$516.11
33195	NANKISHIRAHAMA	12/31/1976	Active	21	2	0	2	10.53%	23		2			N	M,SC	0	\$130.59
33161	NEYAGAWA CHUO	12/23/1976	Active	65	0	1	-1	-1.52%	72	8	0			N	T,M,VP,SC	0	\$3,248.59
33162	NOSE	12/23/1976	Active	25	0	1	-1	-3.85%	30	8	1			IP	P,S,T,M,VP SC	0	\$1,808.95
23787	OSAKA	04/16/1953	Active	78	6	4	2	2.63%	74	21	0			N	M,SC	1	\$13,656.41
23777	OSAKA ABENO	01/26/1963	Active	26	0	0	0	0.00%	26		6				P,T,M,VP,SC	14	\$3,287.32
23790	OSAKA CHYUBU	03/22/1962	Active	24	3	2	1	4.35%	29	0	5				S,T,M,VP,SC	0	\$182.83
141315	Osaka Connect	04/02/2020	Active	13	4	5	-1	-7.14%	18	1	0			N	SC	10	
61748	OSAKA COSMOS	04/01/1999	Active	26	0	1	-1	-3.70%	30	5	0			N	SC	1	\$4,922.01
23788	OSAKA DOJIMA	03/26/1961	Active	38	0	3	-3	-7.32%	41	17	0			N	P,S,T,M,VP SC	6	\$287.30
101610	OSAKA DREAM	03/28/2008	Active	21	0	0	0	0.00%	21		15	1	None		P,S,T,M,VP SC	24+	
23780	OSAKA FUKUSHIMA	11/01/1963	Active	43	0	9	-9	-17.31%	53	10	0				VP	2	\$2,278.87



Club Health Assessment for District 335 B through December 2024

Club Number	Club Name	Charter Date	Status	Membership							Reports					Finance	LCIF
				Current Member Count	YTD Members Added	YTD Members Dropped	YTD Net Growth	YTD Net Growth%	Member Count 12 Months Ago	Avg. length of service for dropped members	Months Since Last MMR ***	Yrs. Since Last Officer Report	President Rotation	Vice President Reported ****	Months Since Last Activity Report ***	Account Balance	Donations for current Fiscal Year
			Number of times on status quo within last two years	If below 15 members appears				If net loss is greater than 20% appears			If no report in 3 months appears	When more than one year appears in	Number of repeat terms	Notes the officers that do not have an active	If no report at 12 months red		
98758	OSAKA GINBASHI	03/13/2007	Active	15	2	1	1	7.14%	15	1	1		2	S,M,VP,SC	24+		\$84.89
23782	OSAKA HIGASHISUMIYOSHI HIRANO	06/25/1963	Active	9	1	0	1	12.50%	11		0		IP	P,T	24+		\$532.58
23821	OSAKA HIGASHIYODO	11/05/1973	Active	30	1	0	1	3.45%	29		2		N	T,VP,SC	2		\$4,900.02
	Exc Award (06/30/2016, 06/30/2017)																
23810	OSAKA IKUNO	11/13/1964	Active	51	0	2	-2	-3.77%	54	12	1		2	N	S,T,M,SC	0	\$4,888.37
151091	Osaka Joinus	06/15/2022	Active	21	2	2	0	0.00%	21	1	0		N	M	6		\$261.20
23779	OSAKA JOTO	04/28/1964	Active	20	0	0	0	0.00%	32		6		IP	S,T,M,SC	1		
67607	OSAKA MARGUERITE	04/04/2003	Active	30	1	1	0	0.00%	31	3	0			S,M,VP,SC	0		\$1,350.98
23795	OSAKA MINATO	08/20/1960	Active	48	1	1	0	0.00%	60	1	5		R	M,SC	2		\$3,734.64
23820	OSAKA MIOTSUKUSHI	04/24/1972	Active	36	1	6	-5	-12.20%	46	8	0		2	N	M,SC	1	\$4,720.51
23798	OSAKA MIYAKOJIMA	08/18/1962	Active	30	0	2	-2	-6.25%	31	26	5		N	T,M,VP,SC	12		\$1,824.02
23772	OSAKA NAKANOSHIMA	11/16/1973	Active	22	2	2	0	0.00%	24	1	0			P,M,VP,SC	24+		\$334.64
98759	OSAKA NAMIHAYA	03/13/2007	Active	46	0	0	0	0.00%	52		4		N	P,M,SC	0		\$1,348.59
	Exc Award (06/30/2023)																
46564	OSAKA NANBA	09/02/1986	Active	24	1	2	-1	-4.00%	27	7	3		N	M,SC	6		\$237.04
23784	OSAKA NANIWA	02/25/1963	Active	24	1	0	1	4.35%	24		2		2	S,T,M,VP,SC	0		\$2,469.79
23806	OSAKA NISHIYODO	07/27/1963	Active	18	0	0	0	0.00%	17		8		2	N	P,S,T,M,SC	0	\$237.04
23796	OSAKA NORTH	01/26/1962	Active	48	0	1	-1	-2.04%	48	1	0			P,M,VP,SC	0		\$6,896.26
	Exc Award (06/30/2016)																
23783	OSAKA OTEMAE	06/20/1963	Active	18	1	0	1	5.88%	16		1			P,S,T,M,VP SC	0		\$2,504.47
67347	OSAKA PLUM	02/17/2003	Active	21	0	0	0	0.00%	21		6			T,M,VP,SC	0		\$1,904.48
68667	OSAKA SAKURA	04/30/2003	Active	28	1	0	1	3.70%	29		1			T,M,VP,SC	1		\$2,195.23
35274	OSAKA SAKURANOMIYA	03/06/1978	Active	127	10	12	-2	-1.55%	157	7	0			M,VP,SC	1		\$10,222.73
	Exc Award (06/30/2016)																
61183	OSAKA SENIOR	10/12/1998	Active	18	0	0	0	0.00%	18		6	1	None	P,S,T,M,VP SC	24+		
39386	OSAKA SHINOSAKA	01/27/1981	Active	15	1	0	1	7.14%	19		5		R	P,S	7		\$381.26




Club Health Assessment for District 335 B through December 2024

			Status	Membership							Reports					Finance	LCIF
Club Number	Club Name	Charter Date		Current Member Count	YTD Members Added	YTD Members Dropped	YTD Net Growth	YTD Net Growth%	Member Count 12 Months Ago	Avg. length of service for dropped members	Months Since Last MMR ***	Yrs. Since Last Officer Report	President Rotation	Vice President Reported ****	Months Since Last Activity Report ***	Account Balance	Donations for current Fiscal Year
			Number of times on status quo within last two years	If below 15 members appears				If net loss is greater than 20% appears			If no report in 3 months appears in	When more than one year appears in	Number of repeat terms	Notes the officers that do not have an active	If no report at 12 months red		
Exc Award (06/30/2016)																	
23819	OSAKA SONEZAKI	02/28/1973	Active	15	1	0	1	7.14%	14		4			N	P,M,VP,SC	24+	\$200.00
23797	OSAKA SOUTH	02/27/1958	Active	26	1	2	-1	-3.70%	26	44	0			N	T,SC	7	\$65.30
23814	OSAKA SUMINOE	09/16/1970	Active	51	5	3	2	4.08%	51	14	0				S,M,VP,SC	1	\$7,048.14
23802	OSAKA TAISHO	11/06/1962	Active	39	0	2	-2	-4.88%	43	5	0			N	T,M,VP,SC	0	\$3,135.07
23808	OSAKA TEIRYO	06/21/1964	Active	24	0	0	0	0.00%	29		2			N	T,VP,SC	9	\$9,249.57
23812	OSAKA TENJINBASHI	10/30/1966	Active	26	0	0	0	0.00%	28		6			R	T,VP,SC	0	\$401.25
23801	OSAKA TENMA	09/18/1962	Active	34	1	1	0	0.00%	34	11	0				M,VP,SC	14	\$417.90
23800	OSAKA TENNOJI KOZU	03/07/1961	Active	36	0	0	0	0.00%	12		5			N	SC	7	\$1,367.28
23817	OSAKA TEZUKAYAMA	03/10/1970	Active	12	0	2	-2	-14.29%	15	19	0		2	R	M,SC	1	\$1,704.01
23822	OSAKA TSURUMI	11/08/1973	Active	45	0	0	0	0.00%	47		6			N	T,M,SC	1	\$7,165.81
23807	OSAKA UMEDA	09/16/1958	Active	25	0	1	-1	-3.85%	27	10	2			N	P,S,M,VP,SC	0	\$2,808.96
Exc Award (06/30/2018)																	
37754	OSAKA UMEDA CHUO	11/27/1979	Active	33	5	3	2	6.45%	30	16	0		2		M,VP,SC	5	\$2,600.37
Exc Award (06/30/2017)																	
141513	Osaka Wakajishi	04/28/2020	Active	24	3	0	3	14.29%	21		4				VP,SC	0	\$17,369.07
23816	OSAKA WEST	03/26/1960	Active	47	0	3	-3	-6.00%	51	13	0			N	T,SC	1	\$12,513.60
23774	OSAKA YAMATOGAWA	10/19/1971	Active	20	0	1	-1	-4.76%	20	14	0			N	S,T,M,VP,SC	10	\$1,148.14
23803	OSAKA YODOGAWA	11/29/1962	Active	27	0	2	-2	-6.90%	36	4	2				P,S,T,M,VP SC	1	\$540.00
Exc Award (06/30/2016)																	
29758	OSAKA YUHIGAOKA	08/06/1974	Cancelled(6*)	0	0	11	-11	-100.00%	14	22	0		None		P,S,T,M,VP SC	0	\$3,569.70
50737	OSAKASAYAMA	06/25/1990	Active	41	4	1	3	7.89%	40	2	0			N	P,S,T,M,VP SC	24+	\$5,330.63
23826	SAKAI	02/10/1958	Active	124	14	3	11	9.73%	118	10	0			N		0	\$38,692.67
23824	SAKAI HAMADERA	06/18/1964	Active	77	6	1	5	6.94%	70	11	0			N	M	2	\$25,866.02
23763	SAKAI MIHARA	04/24/1972	Active	33	3	2	1	3.13%	39	16	0			N	T,M,SC	0	\$3,561.19
23827	SAKAI NINTOKU	04/26/1963	Active	33	1	1	0	0.00%	32	1	0			N	P,S,T,VP,SC	9	\$3,948.13



Club Health Assessment for District 335 B through December 2024

			Status	Membership							Reports					Finance	LCIF
Club Number	Club Name	Charter Date		Current Member Count	YTD Members Added	YTD Members Dropped	YTD Net Growth	YTD Net Growth%	Member Count 12 Months Ago	Avg. length of service for dropped members	Months Since Last MMR ***	Yrs. Since Last Officer Report	President Rotation	Vice President Reported ****	Months Since Last Activity Report ***	Account Balance	Donations for current Fiscal Year
			Number of times on status quo within last two years	If below 15 members appears				If net loss is greater than 20% appears			If no report in 3 months appears in	When more than one year appears in	Number of repeat terms	Notes the officers that do not have an active	If no report at 12 months red		
61749	SAKAI PHOENIX	04/01/1999	Active	36	11	8	3	9.09%	48	5	0			M,VP,SC	0		\$362.53
23825	SAKAI RYOTO	09/11/1972	Active	57	2	0	2	3.64%	58		2			N	T,M,SC	2	\$4,409.36
139726	Sakai Takaishi	09/25/2019	Active	52	0	14	-14	-21.21%	65	4	0			N	P,S,M,VP,SC	2	\$3,430.00
23823	SAKAI TOMIOKA	05/27/1967	Active	55	5	0	5	10.00%	55		3			N	S,T,VP,SC	2	\$10,009.41
23828	SENNAN CHUO	11/18/1968	Active	34	2	14	-12	-26.09%	46	4	0			N	P,T,M	2	\$1,248.13
23768	SETTSU	03/25/1965	Active	56	2	0	2	3.70%	58		1			N	SC	2	\$3,056.31
43301	SHIJONAWATE CHUO	12/16/1983	Active	19	11	8	3	18.75%	21	5	0			N	S,T,M,SC	0	\$4,622.28
23836	SHIMAMOTO	06/24/1965	Active	35	0	2	-2	-5.41%	39	14	1			N	T,M,VP,SC	15	\$117.53
23834	SHIMOTSU	11/23/1963	Active	46	0	0	0	0.00%	45		6				P,S,T,M,VP SC	7	\$460.13
23833	SHINGU	03/28/1961	Active	85	9	3	6	7.59%	81	22	0			N	S,T,M,VP,SC	0	\$7,023.11
23835	SUITA	09/22/1961	Active	32	0	0	0	0.00%	41		6			N	T,M,SC	24	\$1,287.31
56529	SUITA ESAKA	02/14/1995	Active	65	4	2	2	3.17%	58	4	1				M,VP,SC	24+	\$5,200.00
30380	SUITA HIGASHI	03/06/1975	Active	35	0	0	0	0.00%	34		4				P,T,M,VP,SC	21	\$3,504.84
23838	TAKATSUKI	07/15/1961	Active	93	1	3	-2	-2.11%	96	20	0			N		1	\$25,159.09
Exc Award (06/30/2018)																	
34912	TAKATSUKI CHUO	12/19/1977	Active	30	0	0	0	0.00%	31		6			N	T,VP,SC	1	\$5,248.14
48240	TAKATSUKI GREEN	03/07/1988	Active	41	2	1	1	2.50%	39	2	0			N	P,S,T,VP,SC	24+	\$261.29
23839	TANABE	10/19/1971	Active	34	0	0	0	0.00%	41		6			N	SC	0	\$1,390.43
23842	TONDABAYASHI	12/07/1963	Active	22	1	0	1	4.76%	24		0		None		P,S,T,M,VP SC	0	\$1,809.16
40193	TONDAGAWA LC	06/24/1981	Active	30	0	3	-3	-9.09%	31	13	0				P,M,VP,SC	0	\$287.30
23840	TOYONAKA	04/20/1960	Active	43	2	0	2	4.88%	44		0				M,VP,SC	4	\$3,472.01
23841	TOYONAKA CHUO	05/10/1961	Active	57	0	1	-1	-1.72%	56	56	0				M,VP,SC	12	\$3,594.38
31498	TOYONAKA KITA	12/15/1975	Active	22	1	1	0	0.00%	24	5	0			N	SC	24+	\$196.00
23843	TOYONAKA MINAMI	01/24/1967	Active	36	2	0	2	5.88%	55		0			N	T,M,VP,SC	12	\$352.60
58003	TOYONAKA SENRI	03/18/1996	Active	52	1	0	1	1.96%	58		5			N	M,SC	4	\$376.47



Club Health Assessment for District 335 B through December 2024

Club Number	Club Name	Charter Date	Status	Membership							Reports					Finance	LCIF
				Current Member Count	YTD Members Added	YTD Members Dropped	YTD Net Growth	YTD Net Growth%	Member Count 12 Months Ago	Avg. length of service for dropped members	Months Since Last MMR ***	Yrs. Since Last Officer Report	President Rotation	Vice President Reported ****	Months Since Last Activity Report ***	Account Balance	Donations for current Fiscal Year
			Number of times on status quo within last two years	If below 15 members appears				If net loss is greater than 20% appears			If no report in 3 months appears	When more than one year appears in	Number of repeat terms	Notes the officers that do not have an active	If no report at 12 months appears in red		
23844	WAKAYAMA	09/26/1959	Active	63	2	3	-1	-1.56%	69	2	0			N	S,T,M,SC	13	\$2,620.71
35902	WAKAYAMA CHUO GOLD	06/20/1978	Active	26	0	1	-1	-3.70%	36	25	3			N	VP,SC	1	\$326.48
103547	WAKAYAMA KUROSHIO	09/08/2008	Active	31	1	0	1	3.33%	29		0			N		0	\$348.59
23849	YAO	03/24/1960	Active	81	4	5	-1	-1.22%	99	22	0				M,VP,SC	0	\$19,722.67
29663	YAO CHUO	07/23/1974	Active	65	5	0	5	8.33%	61		1			N	T,M,VP,SC	0	\$8,085.48
36849	YAO KIKUKA	03/30/1979	Active	35	3	0	3	9.38%	37		1				M,VP,SC	1	90+ Days \$8,091.79

Clubs Cancelled Previous Fiscal Year – Clubs Cancelled within last 12 months may be reinstated

Club Number	Club Name	Charter Date	Current Status*	Cancellation Date
61676	OSAKA CATTLEYA	03/23/1999	Cancelled(6*)	06/29/2024
23776	OSAKA EBISUBASHI ITOHAN	06/18/1971	Cancelled(7*)	12/29/2023
88883	OSAKA HANAMIZUKI	06/30/2005	Cancelled(7*)	07/29/2023
40087	OSAKA KOHZU	06/08/1981	Cancelled(7*)	06/29/2024
60483	OSAKA KYOBASHI	03/06/1998	Cancelled(6*)	05/29/2024
23813	OSAKA SHIMANOUCI	05/03/1968	Cancelled(6*)	05/29/2024
62249	OSAKA SHIN UMEDA CITY	06/25/1999	Cancelled(6*)	07/29/2023
23845	WAKAYAMA AOI	04/12/1961	Cancelled(6*)	05/29/2024
23846	WAKAYAMA FUKKO	05/31/1964	Cancelled(6*)	05/29/2024
31220	WAKAYAMA MINAMI	09/29/1975	Cancelled(6*)	05/29/2024
23848	WAKAYAMA NISHI	03/17/1962	Cancelled(6*)	05/29/2024

Current Total Clubs Count	YTD New Clubs Count	YTD Cancelled Clubs Count	YTD Net Club Gain	Current Total Members Count	YTD Add	YTD Drop	YTD Net Growth	YTD Net Growth %	Member Count 12 Months Ago	Average Member Count Per Club	% of Clubs with less than 20 members	% No MMR in 3 Months	% No Officer Report in 12 Months	% of Clubs with balance 90+ days	Number of Clubs in Status Quo	% Status Quo Clubs in Financial Suspension	Number of Cancelled Clubs	Average Cancelled Club Age	Members Lost Due to Cancellation	% of Clubs Cancelled for Non-Financial Reasons
142	1	1	0	5,886	297	287	10	0.17%	6,071	41	11%	29%	1%	1%	0	0%	1	529	11	100%



Club Health Assessment for District 335 B through December 2024

			Status	Membership							Reports					Finance	LCIF
Club Number	Club Name	Charter Date		Current Member Count	YTD Members Added	YTD Members Dropped	YTD Net Growth	YTD Net Growth%	Member Count 12 Months Ago	Avg. length of service for dropped members	Months Since Last MMR ***	Yrs. Since Last Officer Report	President Rotation	Vice President Reported ****	Months Since Last Activity Report ***	Account Balance	Donations for current Fiscal Year
			Number of times on status quo within last two years	If below 15 members appears				If net loss is greater than 20% appears			If no report in 3 months appears in	When more than one year appears in	Number of repeat terms	Notes the officers that do not have an active	If no report at 12 months appears in red		

* - P - Priority Club. Cancellation Reasons: 1-Objectives/conduct, 2-Non-active club, 5-Non-existing club, 6-Disbanding, 7-Merger, 8-Financial Suspension, 9-District/Multiple District Dues.
** - Abbreviation: P-President, S-Secretary, T-Treasurer, M-Member Chairperson, VP-First Vice President, MC-Communications Chairperson, SC-Service Chairperson
*** - Abbreviation: N/R - Never reported using the Lions Clubs website, N/A - Not applicable, No password registered for the Lions Clubs website.
**** - Abbreviation: N - New, IP - Immediate Past, R - Repeat.



Club Health Assessment for District 335 C through December 2024

Club Number	Club Name	Charter Date	Status	Membership							Reports					Finance	LCIF
				Current Member Count	YTD Members Added	YTD Members Dropped	YTD Net Growth	YTD Net Growth%	Member Count 12 Months Ago	Avg. length of service for dropped members	Months Since Last MMR ***	Yrs. Since Last Officer Report	President Rotation	Vice President Reported ****	Months Since Last Activity Report ***	Account Balance	Donations for current Fiscal Year
			Number of times on status quo within last two years	If below 15 members appears				If net loss is greater than 20% appears			If no report in 3 months appears	When more than one year appears in	Number of repeat terms	Notes the officers that do not have an active	If no report at 12 months red		
Clubs less than two years old																	
158090	Kyoto Yushin	04/29/2024	Active	11	2	11	-9	-45.00%	0	1	0			S,T,M,VP,SC	N/A		\$2,506.80
155905	Nara Suzaku	09/18/2023	Active	23	0	0	0	0.00%	23		8		2	N	S,T,M,VP,SC	0	\$306.75
Clubs more than two years old																	
24209	AMINO	06/28/1963	Active	26	0	2	-2	-7.14%	26	16	1			N	P,S,T,M,SC	0	\$1,437.42
24210	AYABE	04/14/1964	Active	20	0	2	-2	-9.09%	24	44	0		2	R	S,T,M,SC	0	\$3,051.01
	Exc Award (06/30/2016)																
24211	ECHI L C	03/29/1972	Active	25	0	2	-2	-7.41%	28	27	2				S,T,M,VP,SC	24	\$2,406.79
24212	FUKUCHIYAMA	12/09/1962	Active	39	0	1	-1	-2.50%	40	21	0				S,T,M,VP,SC	9	\$2,587.35
	Exc Award (06/30/2021)																
38396	FUKUCHIYAMA HIGASHI	04/03/1980	Active	28	0	1	-1	-3.45%	28	5	1				S,M,VP,SC	4	\$2,957.69
24214	GOJYO	11/07/1963	Active	14	0	0	0	0.00%	18		6				P,S,T,M,VP SC	1	\$1,095.23
24213	GOSE	11/11/1965	Active	10	0	0	0	0.00%	11		7				P,M,VP,SC	0	\$1,025.51
24215	HIKONE	03/28/1960	Active	61	2	3	-1	-1.61%	60	28	2			N	P,S,T,SC	0	\$8,600.14
24216	HIKONE KONKI	02/21/1966	Active	10	0	0	0	0.00%	21		6			N	M,SC	0	
24217	HINO	08/24/1963	Active	28	1	1	0	0.00%	28	0	4		2	R	M,VP,SC	13	\$2,390.43
24218	IKOMA	11/05/1962	Active	29	3	0	3	11.54%	33		5			N	M,VP,SC	0	\$264.92
	Exc Award (06/30/2021)																
24219	JOYO	12/13/1964	Active	25	1	0	1	4.17%	25		1				S,VP,SC	1	\$3,155.59
24220	KAMEOKA	04/09/1961	Active	42	3	2	1	2.44%	44	29	1			N	SC	0	\$9,492.92
	Exc Award (06/30/2018, 06/30/2021)																
57463	KAMEOKA HOZUGAWA	10/30/1995	Active	39	0	0	0	0.00%	40		4			N	P,T,VP,SC	7	\$460.13
56964	KASHIBA	05/16/1995	Active	32	0	0	0	0.00%	37		5				S,T,M,VP,SC	6	\$432.25
24222	KASHIHARA	02/25/1964	Active	48	2	2	0	0.00%	55	34	0			N	P,S,T,M,VP SC	3	\$8,200.74
24221	KINOMOTO	06/21/1964	Active	35	2	0	2	6.06%	32		4			N	T,SC	1	\$2,988.07
24223	KITAKATSURAGI L C	09/06/1964	Active	15	1	0	1	7.14%	14		0		2		S,T,M,VP,SC	7	\$6,911.56




Club Health Assessment for District 335 C through December 2024

			Status	Membership							Reports					Finance	LCIF
Club Number	Club Name	Charter Date		Current Member Count	YTD Members Added	YTD Members Dropped	YTD Net Growth	YTD Net Growth%	Member Count 12 Months Ago	Avg. length of service for dropped members	Months Since Last MMR ***	Yrs. Since Last Officer Report	President Rotation	Vice President Reported ****	Months Since Last Activity Report ***	Account Balance	Donations for current Fiscal Year
			Number of times on status quo within last two years	If below 15 members appears				If net loss is greater than 20% appears			If no report in 3 months appears in	When more than one year appears in	Number of repeat terms	Notes the officers that do not have an active	If no report at 12 months red		
36851	KUMIHAMA	03/26/1979	Active	20	0	0	0	0.00%	20		5			P,M,VP,SC	1		\$264.92
24225	KUSATSU	03/02/1961	Active	105	3	1	2	1.94%	143	0	5			N	P,S,VP,SC	2	\$13,938.96
	Exc Award (06/30/2018)																
24226	KYOTO	10/13/1953	Active	81	0	2	-2	-2.41%	83	38	0			N	P,S,VP,SC	9	
24228	KYOTO AOI	01/24/1961	Active	19	1	1	0	0.00%	21	0	0				P,T,M,VP,SC	1	\$1,364.92
46796	KYOTO ARASHIYAMA	12/01/1986	Active	37	19	1	18	94.74%	21	1	3			N	SC	2	\$2,035.93
	Exc Award (06/30/2023)																
78205	KYOTO CHERRY	02/17/2004	Active	27	0	0	0	0.00%	30		0			N	VP,SC	0	\$4,051.03
33125	KYOTO DAIGO	12/13/1976	Active	33	1	2	-1	-2.94%	34	19	1			N		0	\$3,165.69
24230	KYOTO EAST	03/15/1963	Active	31	3	2	1	3.33%	30	18	0			N	M,SC	10	\$24,418.45
122188	Kyoto Grace	05/12/2014	Active	14	0	0	0	0.00%	17		5			N	M,SC	0	\$195.21
24231	KYOTO HEIAN	10/26/1959	Active	34	8	2	6	21.43%	31	32	0		2		T,VP,SC	19	90+ Days
	Exc Award (06/30/2016)																
52159	KYOTO HIYOSHIGAOKA	11/12/1991	Active	16	1	3	-2	-11.11%	25	2	0				S,T,M,VP,SC	24+	\$182.83
124703	Kyoto Hokomachi	04/29/2015	Active	34	3	2	1	3.03%	26	5	0			N	T,M,SC	1	\$10,237.06
28161	KYOTO HORIKAWA	02/12/1974	Active	94	2	4	-2	-2.08%	92	32	1			N	SC	0	\$9,627.09
	Exc Award (06/30/2024)																
58041	KYOTO JONAN	03/26/1996	Active	29	0	0	0	0.00%	30		6			N	S,T,SC	2	\$6,304.49
56517	KYOTO KAMO	02/07/1995	Active	32	2	2	0	0.00%	34	20	1				S,T,M,VP,SC	15	\$2,539.52
24232	KYOTO KAMOGAWA	11/28/1962	Active	54	4	1	3	5.88%	56	18	1			N	T,M,VP,SC	0	\$7,874.15
24227	KYOTO KATSURA	03/20/1965	Active	17	1	0	1	6.25%	16		5				T,M,VP,SC	3	\$125.49
48241	KYOTO KYORAKU	03/01/1988	Active	29	2	2	0	0.00%	29	11	1			N	SC	2	\$250.98
	Exc Award (06/30/2016, 06/30/2023)																
63635	KYOTO MILLENNIUM	10/18/2000	Active	40	5	1	4	11.11%	36	24	0			N	T,M,VP,SC	0	\$3,300.01
24233	KYOTO MOMOYAMA	09/08/1961	Active	72	0	4	-4	-5.26%	77	30	0			N	S,T,M	0	\$5,671.76
	Exc Award (06/30/2017, 06/30/2020)																
82694	KYOTO MURASAKI	06/18/2004	Active	41	1	2	-1	-2.38%	43	8	0				P,S,M,VP,SC	2	\$6,532.30



Club Health Assessment for District 335 C through December 2024

			Status	Membership							Reports					Finance	LCIF
Club Number	Club Name	Charter Date		Current Member Count	YTD Members Added	YTD Members Dropped	YTD Net Growth	YTD Net Growth%	Member Count 12 Months Ago	Avg. length of service for dropped members	Months Since Last MMR ***	Yrs. Since Last Officer Report	President Rotation	Vice President Reported ****	Months Since Last Activity Report ***	Account Balance	Donations for current Fiscal Year
			Number of times on status quo within last two years	If below 15 members appears				If net loss is greater than 20% appears			If no report in 3 months appears in	When more than one year appears in	Number of repeat terms	Notes the officers that do not have an active	If no report at 12 months appears in red		
36279	KYOTO MUROMACHI	11/30/1978	Active	19	0	4	-4	-17.39%	24	29	0			R	S,T,M,SC	21	\$278.87
65063	KYOTO NEW CENTURY	03/15/2002	Active	15	0	1	-1	-6.25%	12	20	5				P,T,M,VP,SC	24	
67385	KYOTO NISHIKI	03/11/2003	Active	38	4	2	2	5.56%	39	11	3				P,S,M,VP,SC	1	\$529.85
24229	KYOTO NORTH	10/19/1963	Active	23	1	1	0	0.00%	27	27	0			N	M,SC	2	\$2,278.88
38239	KYOTO OMURO	03/24/1980	Active	5	0	2	-2	-28.57%	7	3	0				S,M,VP,SC	24+	
24234	KYOTO OTOKUNI	03/15/1963	Active	47	1	2	-1	-2.08%	56	2	1				T,M,VP,SC	4	\$2,474.08
Exc Award (06/30/2024)																	
51135	KYOTO PALACE	12/17/1990	Active	26	0	0	0	0.00%	22		5			N	P,T,M,SC	0	\$320.70
24236	KYOTO RAKUHOKU	03/29/1965	Active	14	2	0	2	16.67%	14		3				T,VP,SC	7	90+ Days \$1,595.24
24241	KYOTO RAKUNAN	03/26/1973	Active	37	2	0	2	5.71%	37		5			N	T,M,SC	6	\$4,215.99
33615	KYOTO RAKUSAI	03/22/1977	Active(1)	10	2	1	1	11.11%	0	28	0		3	R	T,M,VP,SC	2	\$1,836.61
50334	KYOTO RAKUSUI	03/21/1990	Active	33	5	0	5	17.86%	43		3				S,T,VP,SC	0	\$2,000.07
Exc Award (06/30/2020)																	
24237	KYOTO RAKUTO	03/30/1972	Active	28	4	0	4	16.67%	24		5				P,M,VP,SC	14	90+ Days
24235	KYOTO RAKUYO	10/08/1958	Active	62	0	0	0	0.00%	63		6				T,M,VP,SC	0	\$14,600.06
35903	KYOTO ROYAL	06/20/1978	Active	28	8	3	5	21.74%	23	20	0			N	SC	0	\$418.30
Exc Award (06/30/2022)																	
46798	KYOTO SAGANO	12/01/1986	Active	31	2	0	2	6.90%	32		0				M,VP,SC	1	\$2,300.00
24238	KYOTO SHIMEI	11/28/1962	Active	46	0	0	0	0.00%	46		5				T,M,VP,SC	0	\$11,241.51
Exc Award (06/30/2018)																	
38240	KYOTO SHUJAKU	03/28/1980	Active	23	1	0	1	4.55%	24		5			N	T	0	\$208.95
24239	KYOTO SOUTH	03/14/1964	Active	106	9	7	2	1.92%	131	5	0				T,VP,SC	2	\$39,129.51
Exc Award (06/30/2016, 06/30/2021, 06/30/2022)																	
24240	KYOTO TACHIBANA	05/09/1962	Active	64	1	1	0	0.00%	65	10	0				VP,SC	0	\$7,406.40
38936	KYOTO TENJINGAWA	09/18/1980	Active	15	0	0	0	0.00%	16		5			N	P,T,M,SC	0	\$2,362.44
51019	KYOTO TOBA	10/18/1990	Active	28	1	14	-13	-31.71%	35	6	1			N	P,S,T,VP,SC	0	\$2,500.05



Club Health Assessment for District 335 C through December 2024

			Status	Membership							Reports					Finance		LCIF
Club Number	Club Name	Charter Date		Current Member Count	YTD Members Added	YTD Members Dropped	YTD Net Growth	YTD Net Growth%	Member Count 12 Months Ago	Avg. length of service for dropped members	Months Since Last MMR ***	Yrs. Since Last Officer Report	President Rotation	Vice President Reported ****	Months Since Last Activity Report ***	Account Balance	Donations for current Fiscal Year	
			Number of times on status quo within last two years	If below 15 members appears				If net loss is greater than 20% appears			If no report in 3 months appears in	When more than one year appears in	Number of repeat terms	Notes the officers that do not have an active	If no report at 12 months red			
56254	KYOTO TOKIWA	11/17/1994	Active	22	0	3	-3	-12.00%	28	16	0			P,T,M,VP,SC	0	90+ Days	\$181.26	
41429	KYOTO UZURANO	05/06/1982	Active	41	5	0	5	13.89%	31		5		N	S,M,VP,SC	10		\$7,912.32	
68895	KYOTO WANG IN	06/05/2003	Active	17	0	0	0	0.00%	17		5		2	T,M,VP,SC	24			
24242	KYOTO WEST	03/13/1962	Active	32	0	2	-2	-5.88%	35	10	5			T,M,VP,SC	10			
32450	KYOTO YODO	06/22/1976	Active	47	3	0	3	6.82%	44		1		N	S,T,M,SC	4		\$12,013.72	
51074	MAIHARA	11/21/1990	Active	24	0	2	-2	-7.69%	27	8	0		N	S,T,M,VP,SC	5		\$2,648.64	
24244	MAIZURU	03/19/1963	Active	43	5	1	4	10.26%	40	32	1		N		0		\$7,201.98	
24245	MINAKUCHI	03/14/1965	Active	40	0	1	-1	-2.44%	38	3	0		N	P,S	15		\$10,381.31	
24246	MIYAZU	03/19/1963	Active	29	0	1	-1	-3.33%	31	20	2		N	P,S,T,M,VP SC	0		\$3,165.02	
24247	NAGAHAMA	09/17/1960	Active	77	0	0	0	0.00%	79		5		N	T,M,VP,SC	5		\$23,773.73	
24248	NARA	11/19/1959	Active	29	2	3	-1	-3.33%	31	24	0		N	S,T,VP,SC	4		\$6,694.43	
33798	NARA CENTRAL	04/12/1977	Active	24	0	1	-1	-4.00%	25	14	1		N		5		\$2,506.84	
24249	NARA WEST	11/05/1962	Active	47	1	1	0	0.00%	46	8	0			P,S,T,M,VP SC	0		\$16,760.23	
Exc Award (06/30/2024)																		
24250	NOTOGAWA	05/10/1963	Active	27	4	2	2	8.00%	27	2	3		N	T,VP,SC	3			\$2,506.80
24252	OMI MORIYAMA L C	07/01/1963	Active	74	4	2	2	2.78%	73	29	1			P,T,M,VP,SC	24+		\$5,186.95	
24253	OMIHACHIMAN	06/27/1961	Active	59	5	2	3	5.36%	55	59	0		N	SC	0		\$17,508.99	
24254	OTSU	04/20/1959	Active	42	4	1	3	7.69%	40	7	0			P,S,T,M,VP SC	24	90+ Days	\$4,785.92	
24255	OTSU BIWAKO HIEI	05/22/1963	Active	26	4	1	3	13.04%	24	37	0		None	P,S,T,M,VP SC	0		\$2,278.95	
29603	RITTO	06/25/1974	Active	58	1	2	-1	-1.69%	62	5	0		N	M,SC	0		\$7,600.13	
36422	RYUO	12/29/1978	Active	38	1	1	0	0.00%	40	12	2		N	P,T,SC	0	90+ Days	\$529.85	
24257	SAKURAI	04/02/1963	Active	42	3	0	3	7.69%	42		0		N	P,T,M,VP,SC	10			
24259	SHIGA KATATA L C	04/04/1964	Active	18	2	0	2	12.50%	16		1		N		1	90+ Days	\$1,709.15	
24260	SONOBE	03/26/1963	Active	42	2	2	0	0.00%	43	8	1			T,M,VP,SC	2		\$4,899.66	
24262	TAKASHIMA	03/11/1963	Active	38	7	5	2	5.56%	43	15	0			S,T,M,VP,SC	17		\$4,532.25	



Club Health Assessment for District 335 C through December 2024

			Status	Membership							Reports					Finance		LCIF
Club Number	Club Name	Charter Date		Current Member Count	YTD Members Added	YTD Members Dropped	YTD Net Growth	YTD Net Growth%	Member Count 12 Months Ago	Avg. length of service for dropped members	Months Since Last MMR ***	Yrs. Since Last Officer Report	President Rotation	Vice President Reported ****	Months Since Last Activity Report ***	Account Balance	Donations for current Fiscal Year	
			Number of times on status quo within last two years	If below 15 members appears					If net loss is greater than 20% appears			If no report in 3 months appears in	When more than one year appears in	Number of repeat terms	Notes the officers that do not have an active	If no report at 12 months appears in red		
24264	TANGO CHUO L C	04/27/1965	Active	14	1	0	1	7.69%	13			1		None	P,S,T,M,VP SC	0		\$106.48
24263	TENRI	02/27/1964	Active	43	2	0	2	4.88%	38			5			P,M,VP,SC	14		\$6,303.60
24266	TSUZUKI L C	02/21/1965	Active	48	2	3	-1	-2.04%	49	35		3		N	S,T,M,VP	0		\$5,102.09
24256	UDA L C	06/23/1964	Active	27	2	1	1	3.85%	24	1		0		N	P,S,T,M,VP SC	3		\$4,506.85
24267	UJI	03/30/1964	Active	14	0	0	0	0.00%	15			6			S,T,M,VP,SC	0		\$1,697.18
24268	YAKUNO	06/16/1966	Active	15	0	1	-1	-6.25%	17	20		1		N	T,M,VP,SC	24+		\$1,595.21
24269	YAMASHIRO	03/07/1963	Active	22	0	0	0	0.00%	20			4			P,M,VP,SC	0		\$2,522.69
Exc Award (06/30/2024)																		
24270	YAMATO TAKADA	03/12/1962	Active	47	1	1	0	0.00%	48	2		1			T,M,VP,SC	0		\$6,355.39
24271	YAMATOKORIYAMA	04/18/1965	Active	70	3	5	-2	-2.78%	76	31		0			T,VP,SC	1	90+ Days	\$9,536.56
32449	YAMATOSHIKI	06/22/1976	Active	17	0	0	0	0.00%	19			5		N	T,M,VP,SC	0		\$237.04
40088	YASU	06/17/1981	Active	16	0	0	0	0.00%	15			6		2	P,S,T,M,VP SC	24		\$800.01
45391	YAWATA	09/16/1985	Active	13	0	0	0	0.00%	12			10		2	R S,T,M,VP,SC	22		\$97.60
24272	YOKAICHI	06/27/1961	Active	61	1	2	-1	-1.61%	61	13		2		N	S,M,SC	23		\$10,296.29

Clubs Cancelled Previous Fiscal Year – Clubs Cancelled within last 12 months may be reinstated

Club Number	Club Name	Charter Date	Current Status*	Cancellation Date
82413	KYOTO KUMPU	05/24/2004	Cancelled(6*)	06/29/2024
119079	KYOTO MORNING	04/01/2013	Cancelled(6*)	06/29/2024
31953	KYOTO OKAZAKI SHIRAKAWA	03/26/1976	Cancelled(6*)	06/29/2024
51472	MAIZURU MINATO	03/25/1991	Cancelled(6*)	06/29/2024

Current Total Clubs Count	YTD New Clubs Count	YTD Cancelled Clubs Count	YTD Net Club Gain	Current Total Members Count	YTD Add	YTD Drop	YTD Net Growth	YTD Net Growth %	Member Count 12 Months Ago	Average Member Count Per Club	% of Clubs with less than 20 members	% No MMR in 3 Months	% No Officer Report in 12 Months	% of Clubs with balance 90+ days	Number of Clubs in Status Quo	% Status Quo Clubs in Financial Suspension	Number of Cancelled Clubs	Average Cancelled Club Age	Members Lost Due to Cancellation	% of Clubs Cancelled for Non-Financial Reasons
99	0	0	0	3,460	181	143	38	1.11%	3,565	35	23%	38%	0%	8%	0	0%	0	0	0	0%




Club Health Assessment for District 335 C through December 2024

			Status	Membership							Reports					Finance	LCIF
Club Number	Club Name	Charter Date		Current Member Count	YTD Members Added	YTD Members Dropped	YTD Net Growth	YTD Net Growth%	Member Count 12 Months Ago	Avg. length of service for dropped members	Months Since Last MMR ***	Yrs. Since Last Officer Report	President Rotation	Vice President Reported ****	Months Since Last Activity Report ***	Account Balance	Donations for current Fiscal Year
			Number of times on status quo within last two years	If below 15 members appears				If net loss is greater than 20% appears			If no report in 3 months appears in	When more than one year appears in	Number of repeat terms	Notes the officers that do not have an active	If no report at 12 months appears in red		

* - P - Priority Club. Cancellation Reasons: 1-Objectives/conduct, 2-Non-active club, 5-Non-existing club, 6-Disbanding, 7-Merger, 8-Financial Suspension, 9-District/Multiple District Dues.
** - Abbreviation: P-President, S-Secretary, T-Treasurer, M-Member Chairperson, VP-First Vice President, MC-Communications Chairperson, SC-Service Chairperson
*** - Abbreviation: N/R - Never reported using the Lions Clubs website, N/A - Not applicable, No password registered for the Lions Clubs website.
**** - Abbreviation: N - New, IP - Immediate Past, R - Repeat.



Club Health Assessment for District 335 D through December 2024

			Status	Membership							Reports					Finance	LCIF
Club Number	Club Name	Charter Date		Current Member Count	YTD Members Added	YTD Members Dropped	YTD Net Growth	YTD Net Growth%	Member Count 12 Months Ago	Avg. length of service for dropped members	Months Since Last MMR ***	Yrs. Since Last Officer Report	President Rotation	Vice President Reported ****	Months Since Last Activity Report ***	Account Balance	Donations for current Fiscal Year
			Number of times on status quo within last two years	If below 15 members appears				If net loss is greater than 20% appears			If no report in 3 months appears in	When more than one year appears in	Number of repeat terms	Notes the officers that do not have an active	If no report at 12 months appears in red		
Clubs more than two years old																	
24280	AIOI	07/29/1962	Active	26	0	0	0	0.00%	29		6			M,VP,SC	N/A		\$169.84
24279	AKO	12/18/1962	Active	37	0	0	0	0.00%	37		1			N	M,VP	0	\$1,483.39
41637	ASAGO	06/16/1982	Active	3	0	0	0	0.00%	4		7	2	None	P,S,T,M,VP SC	24+		
52198	FUKUSAKI SALVIA	11/25/1991	Active	20	0	1	-1	-4.76%	36	3	0			M,VP,SC	0		\$1,794.90
24292	FUKUZAKI	09/24/1963	Active	15	0	1	-1	-6.25%	17	4	5			R	P,T,M,SC	14	\$165.10
30377	HARIMA ICHIKAWA L C	03/06/1975	Active	13	0	1	-1	-7.14%	15	3	0		None	P,S,T,M,VP SC	N/A		\$211.22
24294	HARIMA ICHINOMIYA L C	04/06/1968	Active	22	1	0	1	4.76%	23		5			P,T,M,VP,SC	17		\$182.91
24295	HARIMA MITSU L C	06/06/1972	Active	19	0	0	0	0.00%	18		9			N	P,T,M,VP,SC	13	\$235.16
24299	HIMEJI	12/15/1954	Active	42	0	1	-1	-2.33%	42	2	1			N	T,VP	12	\$14,339.19
Exc Award (06/30/2018, 06/30/2022, 06/30/20)																	
24300	HIMEJI CHUO	10/24/1963	Active	76	3	3	0	0.00%	73	15	0			P,S,T,M,VP SC	24+		\$1,113.64
40970	HIMEJI GREEN	02/03/1982	Active	14	0	2	-2	-12.50%	24	12	0			VP,SC	8		\$3,214.10
78639	HIMEJI HAKUCHO	04/30/2004	Active	6	1	0	1	20.00%	9		3		2	S,T,M,VP,SC	13		
24301	HIMEJI HAKURYO	01/28/1971	Active	22	2	2	0	0.00%	21	4	0			N	VP,SC	7	\$1,507.24
Exc Award (06/30/2018, 06/30/2021)																	
30214	HIMEJI KORYO	02/05/1975	Active	35	2	1	1	2.94%	33	6	0			N	M,SC	7	\$2,127.67
53586	HIMEJI MINAMI	08/11/1992	Active	26	0	0	0	0.00%	27		6			P,S,T,M,VP SC	4		\$463.87
35015	HIMEJI NISHI	01/31/1978	Active	19	0	0	0	0.00%	20		6			P,T,M,VP,SC	22		\$376.62
24304	HIMEJI OTEMAE	03/27/1968	Active	63	0	5	-5	-7.35%	68	29	0			N	VP,SC	6	90+ Days \$53,685.38
Exc Award (06/30/2017, 06/30/2021)																	
24302	HIMEJI ROJYO	10/30/1958	Active	24	0	0	0	0.00%	25		6			N	S,M,SC	1	\$256.56
55551	HIMEJI SAKURA	04/12/1994	Active	24	1	1	0	0.00%	22	12	2			N	T,SC	0	\$14,982.71
24303	HIMEJI SHIRASAGI	07/03/1961	Active	39	0	2	-2	-4.88%	61	23	0			N	S,T,VP,SC	14	\$699.78
Exc Award (06/30/2022)																	
68624	HIMEJI STAR	04/15/2003	Active	51	2	1	1	2.00%	55	22	0			N	VP	6	90+ Days \$29,206.57




Club Health Assessment for District 335 D through December 2024

			Status	Membership							Reports					Finance	LCIF
Club Number	Club Name	Charter Date		Current Member Count	YTD Members Added	YTD Members Dropped	YTD Net Growth	YTD Net Growth%	Member Count 12 Months Ago	Avg. length of service for dropped members	Months Since Last MMR ***	Yrs. Since Last Officer Report	President Rotation	Vice President Reported ****	Months Since Last Activity Report ***	Account Balance	Donations for current Fiscal Year
			Number of times on status quo within last two years	If below 15 members appears				If net loss is greater than 20% appears			If no report in 3 months appears in	When more than one year appears in	Number of repeat terms	Notes the officers that do not have an active	If no report at 12 months red		
24379	HIMEJI YUMESAKI	03/26/1964	Active	15	0	0	0	0.00%	15		6			P,T,M,VP,SC	N/R		\$152.04
24314	IZUSHI	03/28/1964	Active	30	0	0	0	0.00%	31		0			N	SC	0	\$391.94
	Exc Award (06/30/2017)																
24317	KAKOGAWA	08/29/1959	Active	17	0	0	0	0.00%	17		9			S,T,M,VP,SC	2		\$1,456.81
	Exc Award (06/30/2016)																
39788	KAKOGAWA CHUO	04/13/1981	Active	88	4	5	-1	-1.12%	89	17	0			S,T,M,VP,SC	17		\$18,975.42
	Exc Award (06/30/2016, 06/30/2021)																
31499	KAKOGAWA HIGASHI	12/29/1975	Active	21	0	0	0	0.00%	23		6			S,M,VP,SC	3		\$1,769.85
96434	KAKOGAWA SEIRYU	03/07/2006	Active	15	0	0	0	0.00%	21		6			P,T,M,VP,SC	12		\$1,695.97
24319	KAMI	08/06/1973	Active	21	0	0	0	0.00%	20		11	1	None	P,S,T,M,VP SC	22		\$674.36
24320	KAMIGORI	03/13/1966	Active	18	0	0	0	0.00%	19		6			N	P,T,M,VP	24+	\$117.58
24313	KASAI	03/14/1965	Active	18	1	0	1	5.88%	18		3			N	M	2	\$11,709.04
	Exc Award (06/30/2022)																
24321	KASAI HOJO	03/19/1967	Active	14	5	0	5	55.56%	10		3			N	M,SC	4	\$4,940.01
24377	KATO	11/03/1963	Active	51	6	0	6	13.33%	46		0			N	M,SC	0	\$6,218.79
24344	MIKI	12/01/1962	Active	44	0	2	-2	-4.35%	43	27	2			N	SC	24+	\$5,661.93
	Exc Award (06/30/2018)																
44693	MIKI CHUO	02/11/1985	Active	10	0	0	0	0.00%	11		6			IP	T,SC	24+	\$104.52
39789	MIKI HIGASHI	04/13/1981	Active	31	3	0	3	10.71%	31		5			N	M	0	\$2,587.42
24345	MURAOKA	03/30/1969	Active	27	0	0	0	0.00%	27		5				P,S,T,M,VP SC	9	\$274.36
24346	NAKA	11/18/1963	Active	16	0	1	-1	-5.88%	16	9	4		2	N	P,T,M,VP,SC	24+	\$209.03
108225	NISHI HARIMA	04/27/2010	Active	30	0	0	0	0.00%	30		0				P,T,M,VP,SC	12	\$391.94
24350	NISHIWAKI	01/28/1963	Active	25	0	1	-1	-3.85%	27	1	0			N	P,S,T,M,SC	1	\$2,826.62
24355	ONO	10/27/1962	Active	30	4	1	3	11.11%	29	0	3				T,VP,SC	2	\$12,669.96
	Exc Award (06/30/2016, 06/30/2018, 06/30/2020)																
82592	ONO HIMAWARI	06/09/2004	Active	12	0	0	0	0.00%	13		6				S,T,M,VP,SC	4	\$1,356.80
	Exc Award (06/30/2016, 06/30/2023)																



Club Health Assessment for District 335 D through December 2024

			Status	Membership						Reports					Finance	LCIF	
Club Number	Club Name	Charter Date		Current Member Count	YTD Members Added	YTD Members Dropped	YTD Net Growth	YTD Net Growth%	Member Count 12 Months Ago	Avg. length of service for dropped members	Months Since Last MMR ***	Yrs. Since Last Officer Report	President Rotation	Vice President Reported ****	Months Since Last Activity Report ***	Account Balance	Donations for current Fiscal Year
			Number of times on status quo within last two years	If below 15 members appears				If net loss is greater than 20% appears			If no report in 3 months appears in	When more than one year appears in	Number of repeat terms	Notes the officers that do not have an active	If no report at 12 months appears in red		
24356	ONSENCHO	04/10/1968	Active	12	0	0	0	0.00%	13		6	1	None	P,S,T,M,VP SC	19		\$65.32
33799	OYA	04/12/1977	Active	9	0	0	0	0.00%	9		7		2	R	P,T,M,VP,SC	24+	\$241.70
24360	SANTO	12/29/1972	Active	14	2	1	1	7.69%	17	2	2			R	S,M,VP,SC	24+	\$182.91
24373	TAISHI	03/24/1968	Active	30	0	1	-1	-3.23%	28	24	4			N	P,S,T,M,VP SC	9	\$3,391.94
24368	TAKASAGO	07/18/1959	Active	31	0	1	-1	-3.13%	39	46	3				M,VP,SC	12	\$3,022.11
24371	TATSUNO	06/24/1962	Active	58	5	1	4	7.41%	54	20	0			N	P,T,VP,SC	16	\$770.82
96788	TATSUNO AKATONBO	03/29/2006	Active	32	3	0	3	10.34%	30		1			N	P,T,M,SC	N/A	\$248.23
24372	TOYOOKA	04/29/1963	Active	33	3	1	2	6.45%	32	0	1			N	T,M,VP,SC	6	\$291.46
34263	TOYOOKA KIJ0	06/27/1977	Active	42	0	0	0	0.00%	41		6			N	P,S,T,M,VP SC	5	\$548.72
	Exc Award (06/30/2022)																
24374	WADAYAMA	11/06/1965	Active	37	1	1	0	0.00%	37	0	4				P,T,M,VP,SC	2	\$6,232.55
24376	YAMASAKI	02/07/1965	Active	40	1	0	1	2.56%	41		5			N	P,T,M,VP,SC	12	\$1,790.33
24378	YOKA	03/25/1962	Active	14	1	0	1	7.69%	17		5			N	T,M,SC	10	\$65.32

Clubs Cancelled Previous Fiscal Year – Clubs Cancelled within last 12 months may be reinstated

Club Number	Club Name	Charter Date	Current Status*	Cancellation Date
24296	HARIMA SHINGU L C	03/07/1971	Cancelled(6*)	06/29/2024

Current Total Clubs Count	YTD New Clubs Count	YTD Cancelled Clubs Count	YTD Net Gain	Current Total Members Count	YTD YTD Add Drop	YTD Net Growth	YTD Net Growth %	Member Count 12 Months Ago	Average Member Count Per Club	% of Clubs with less than 20 members	% No MMR in 3 Months	% No Officer Report in 12 Months	% of Clubs with balance 90+ days	Number of Clubs in Status Quo	% Status Quo Clubs in Financial Suspension	Number of Cancelled Clubs	Average Cancelled Club Age	Members Lost Due to Cancellation	% of Clubs Cancelled for Non-Financial Reasons
53	0	0	0	1,481	51 37	14	0.95%	1,553	28	38%	58%	6%	4%	0	0%	0	0	0	0%

* - P - Priority Club. Cancellation Reasons: 1-Objectives/conduct, 2-Non-active club, 5-Non-existing club, 6-Disbanding, 7-Merger, 8-Financial Suspension, 9-District/Multiple District Dues.

** - Abbreviation: P-President, S-Secretary, T-Treasurer, M-Member Chairperson, VP-First Vice President, MC-Communications Chairperson, SC-Service Chairperson

*** - Abbreviation: N/R - Never reported using the Lions Clubs website, N/A - Not applicable, No password registered for the Lions Clubs website.

**** - Abbreviation: N - New, IP - Immediate Past, R - Repeat.